





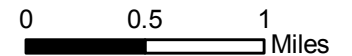


**Map 2.4**  
**Jenni & Kyle**  
**Preserve Unit**  
 Capital Springs State  
 Recreation Area

**LEGEND**

-  Jenni & Kyle Unit
-  Capital Springs State Recreation Area (All Other Units)
-  Major Lake
-  Capital City Trail
-  Roads
-  Railroad



Map revised April 14, 2010.

Data Source:  
 Park boundary data from Dane County  
 Parks, 2005

