


WELCOME TO THE JUNGLE

PARTIAL SHADE

This towering tangle is a marvel to look at but not through. Do not plant where vision hazards are a concern.



Great St John's Wort
(*Hypericum pyramidatum*)



Purple giant hyssop (*Agastache scrophulariaefolia*)



Tall thimbleweed
(*Anemone virginiana*)



Western sunflower
(*Helianthus occidentalis*)



Prairie blazing star
(*Liatris pycnostachya*)




Mountain mint
(*Pycnanthemum virginianum*)



Wild senna (*Senna hebecarpa*)



Compass plant
(*Silphium laciniatum*)



Ironweed (*Vernonia fasciculata*)



Swamp milkweed
(Asclepias incarnata)




Golden alexanders
(Zizia aurea)




Prairie cordgrass
(Spartina pectinata)



Rattlesnake grass
(Glyceria canadensis)



Long-beaked sedge
(Carex sprengeii)



Plains oval sedge
(Carex brevior)



Rain garden berm

Rain garden slopes

Rain garden basin



Prefers drier soils
Prefers wetter soils

Tolerates mid-range conditions

This plan may need to be altered slightly due to the availability of plants from local nurseries.